

TE-104
2 BR TYPE 2
1,324 SF + 91 SF
(BALCONY)

TE-105
2 BR TYPE 3
1,475 SF + 139 SF
(BALCONY)

TE-106
2 BR + DEN TYPE 3
1,475 SF + 139 SF
(BALCONY)

SOLD

SOLD

SOLD

SOLD

SOLD

TE-103
2 BR TYPE 1
1,302 SF + 91 SF
(BALCONY)

TE-102
2 BR TYPE 4
1,286 SF + 86 SF
(BALCONY)

SOLD

TE-101
2 BR TYPE 5 ADA
1,324 SF + 91 SF
(BALCONY)

TE-108
2 BR TYPE 1
1,302 SF + 91 SF
(BALCONY)

RESIDENTIAL STORAGE

COMMUNITY HOT TUB & TERRACE

MAIN LOBBY

ENTRY

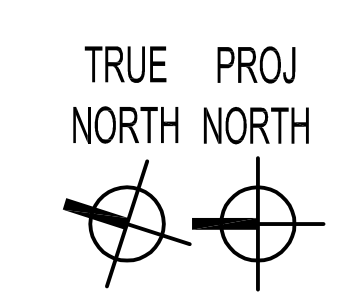
TRASH ELEV

MAIN FLOOR PLAN

1/8" = 1'-0"

NOTE: Final square footage counts to be determined via survey.

HIDEAWAY STATION TERMINAL EAST



TE-204
2 BR TYPE 2
1,324 SF + 91 SF
(BALCONY)

TE-205
2 BR TYPE 3
1,475 SF + 139 SF
(BALCONY)

TE-206
2 BR + DEN TYPE 3
1,475 SF + 139 SF
(BALCONY)

TE-207
2 BR TYPE 2
1,324 SF + 91 SF
(BALCONY)

SOLD

SOLD

SOLD

SOLD

SOLD

TRASH
ELEV

TE-208
2 BR TYPE 1
1,302 SF + 91 SF
(BALCONY)

TE-203
2 BR TYPE 1
1,302 SF + 91 SF
(BALCONY)

SOLD

SOLD

TE-209
1 BR TYPE 6
901 SF + 139 SF
(BALCONY)

TE-202
2 BR TYPE 4
1,286 SF + 86 SF
(BALCONY)

SOLD

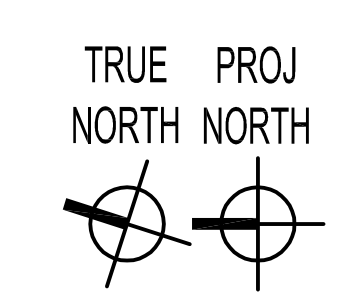
TE-201
2 BR TYPE 5
1,324 SF + 91 SF
(BALCONY)

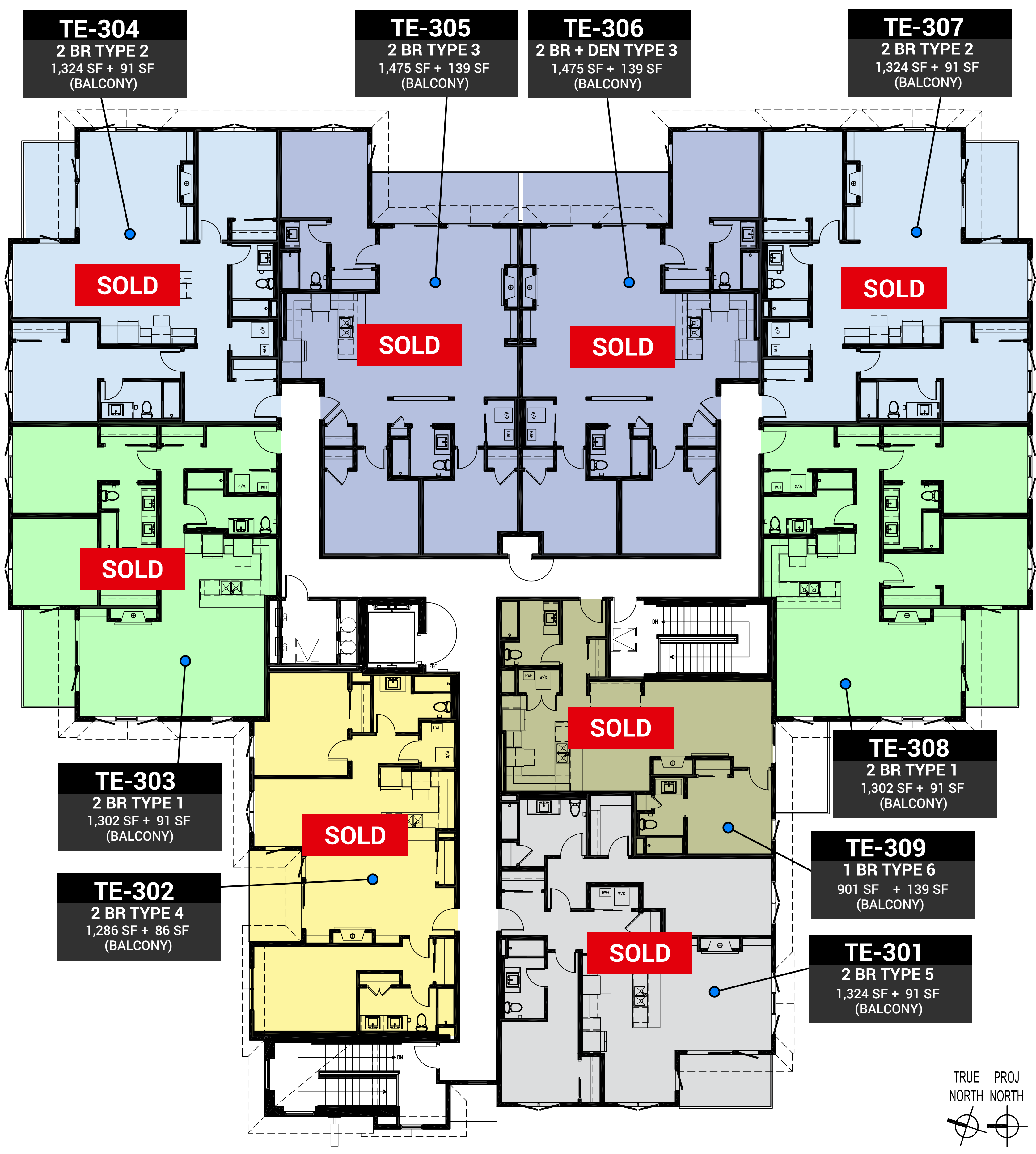
SECOND FLOOR PLAN

1/8" = 1'-0"

NOTE: Final square footage counts to be determined via survey.

HIDEAWAY STATION TERMINAL EAST

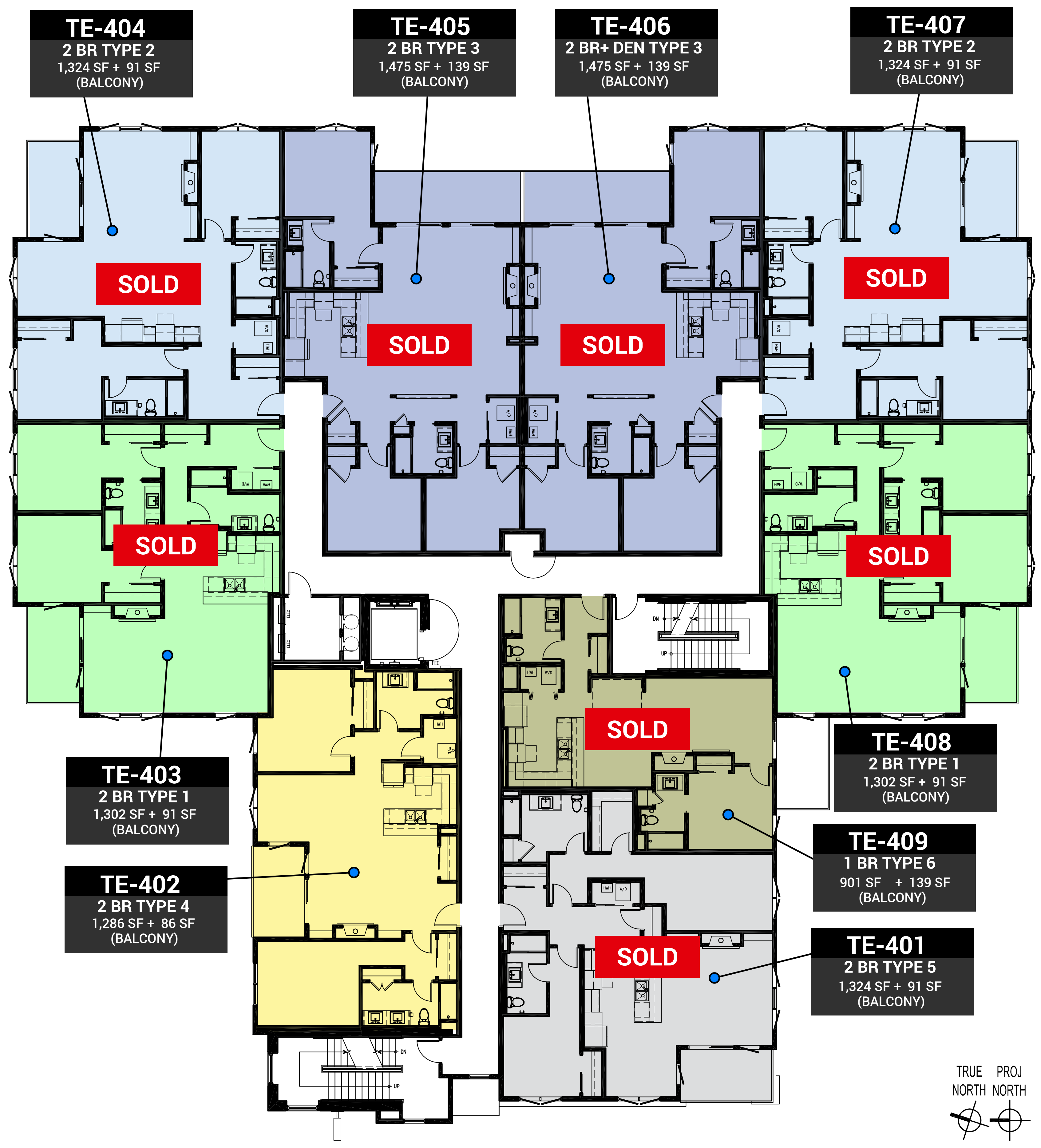




THIRD FLOOR PLAN
1/8" = 1'-0"

**HIDEAWAY
STATION
TERMINAL EAST**

NOTE: Final square footage counts to be determined via survey.



FOURTH FLOOR PLAN
1/8" = 1'-0"

**HIDEAWAY
STATION
TERMINAL EAST**

NOTE: Final square footage counts to be determined via survey.